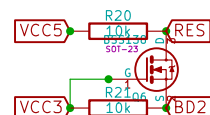
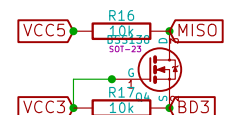
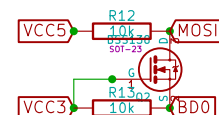
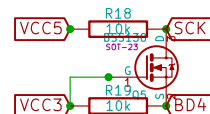
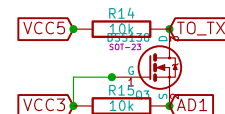
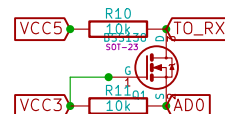
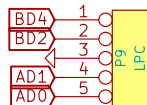
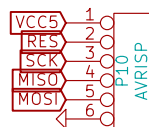


Connector-25 pinout:

1=gnd
2=gnd
3=AD0
4=AD1
5=AD2
6=AD3
7=AD4
8=AD5
9=AD6
10=AD7
11=AC0
12=AC1
13=3v3
14=gnd
15=BD0
16=BD1
17=BD2
18=BD3
19=BD4
20=BD5
21=BD6
22=BD7
23=BC0
24=BC1
25=3v3



File: programmer.sch

Sheet: /programmer/

Title:

Size: A4

Date: 13 feb 2018

Rev:

KiCad E.D.A.

Id: 2/2